



# INTERIM FINANCIAL REPORT

Iron Road Limited

## About Iron Road

Iron Road Limited was established to capitalise on the growing global demand for iron ore. Iron Road has a strong project portfolio including a well-located approaching development stage project, complemented by another early stage project.

Iron Road's principal project is the Central Eyre Iron Project (CEIP) in South Australia.

A definitive feasibility study confirms the compelling commercial case for a mining, beneficiation and infrastructure solution with production of 21.5Mtpa of premium iron concentrates for export.

Metallurgical test work indicates that a coarse-grained, high grade, blast furnace quality concentrate may be produced with low impurities.

The Company has a multi-disciplinary Board and management team that are experienced in the areas of exploration, project development, mining, steel making and finance.

ASX: IRD  
GPO Box 1164  
Adelaide SA 5001

T: (08) 8214 4400  
F: (08) 8214 4440

admin@ironroadlimited.com.au  
[www.ironroadlimited.com.au](http://www.ironroadlimited.com.au)

# Interim Financial Report

## Iron Road Limited

# Half-year ended

# 31 December 2014

# TABLE OF CONTENTS

<b>Directors' Report</b>	<b>3</b>
<b>Auditor's Independence Declaration</b>	<b>7</b>
<b>Consolidated Statement of Comprehensive Income</b>	<b>8</b>
<b>Consolidated Statement of Financial Position</b>	<b>9</b>
<b>Consolidated Statement of Changes in Equity</b>	<b>10</b>
<b>Consolidated Statement of Cash Flows</b>	<b>11</b>
<b>Notes to the Financial Statements</b>	<b>12</b>
<b>Directors' Declaration</b>	<b>17</b>
<b>Independent Auditors' Review Report to the Members of Iron Road Limited</b>	<b>18</b>

# DIRECTORS' REPORT

Your directors present their report on the consolidated entity consisting of Iron Road Limited and the entities it controlled at the end of, or during, the half-year ended 31 December 2014.

## Directors

The following persons were directors of Iron Road Limited during the whole of the half-year and up to the date of this report:

Peter Cassidy	Chairman
Andrew Stocks	Managing Director
Jerry Ellis AO	Non-Executive Director
Leigh Hall AM	Non-Executive Director
Julian Gosse	Non-Executive Director
Ian Hume	Non-Executive Director

## Review of Operations

Iron Road continued with works aimed at progressing the flagship Central Eyre Iron Project. Main activities included optimisation studies, government approvals, stakeholder engagement and discussions with strategic investors and financial institutions following on from the Definitive Feasibility Study (DFS).

Although the iron ore sector continues to experience challenging market conditions, the increase in low quality iron ore supply is expected to ultimately support the requirement for new high quality, low impurity steel making raw materials to enable steel mills to maximise operating and environmental efficiencies.



## Highlights

- Development Assessment Commission (DAC) of South Australia set the assessment level for the infrastructure components of the CEIP as an Environmental Impact Statement (EIS).
- The completion of recent drilling activity in December 2014, confirms the extension and thickening of Boo-Loo mineralisation at depth with significant positive implications for current pit shell optimisation work.
- Assay results from the Stage IX drilling programme received and Boo-Loo Mineral Resource re-estimate completed and released on 27 February 2015, increasing the global inventory from 3.7 billion tonnes to 4.5 billion tonnes at a grade of 16% iron.
- Optimisation and value engineering work continues to target flexibility in design, refinement of plant modules and cost reductions.
- Preliminary development discussions commenced with strategic investors, infrastructure developers, constructors and operators.

## Mineral Resources and Reserves

CEIP Global Mineral Resource							
Location	Classification	Tonnes (Mt)	Fe (%)	SiO <sub>2</sub> (%)	Al <sub>2</sub> O <sub>3</sub> (%)	P (%)	LOI (%)
Murphy South/Rob Roy	Measured	2,222	15.69	53.70	12.84	0.08	4.5
	Indicated	474	15.6	53.7	12.8	0.08	4.5
	Inferred	667	16	53	12	0.08	4.3
Boo-Loo/Dolphin	Indicated	796	16.0	53.3	12.2	0.07	0.6
	Inferred	351	17	53	12	0.09	0.7
<b>Total</b>		<b>4,510</b>	<b>16</b>	<b>53</b>	<b>13</b>	<b>0.08</b>	<b>3.5</b>

The Murphy South/Rob Roy mineral resource estimate was carried out following the guidelines of the JORC Code (2004) by Iron Road Limited and peer reviewed by Xstract Mining Consultants. The Murphy South and Boo-Loo/Dolphin oxide and transition resource estimate was carried out following the guidelines of the JORC Code (2004) by Coffey Mining Limited. The Boo-Loo/Dolphin fresh mineral resource estimate was carried out following the guidelines of the JORC Code (2012) by Iron Road Limited and peer reviewed by AMC Consultants.

Iron Road Ore Reserve Summary (CEIP)						
Resource Classification	Dry Tonnes (Mt)	Fe (%)	SiO <sub>2</sub> (%)	Al <sub>2</sub> O <sub>3</sub> (%)	P (%)	LOI (%)
Proved	1,871	15.6	53.9	12.8	0.08	4.5
Probable	200	15.1	58.5	13.8	0.08	5.6
<b>Total</b>	<b>2,071</b>	<b>15.5</b>	<b>54.3</b>	<b>12.9</b>	<b>0.08</b>	<b>4.6</b>

The Reserves estimated for Murphy South / Rob Roy (MSRR) is based on and fairly represents information and supporting documentation compiled by Mr Harry Warries, a Fellow of the Australasian Institute of Mining and Metallurgy, and an employee of Coffey Mining Limited. Mr Warries has sufficient experience relevant to the style of mineralisation and the type of deposits under consideration and to the activity which he is undertaking to qualify as a Competent Person as defined in the 2012 Edition of the "Australasian Code for Reporting of Exploration Results, Mineral Resources and Ore Reserves". Mr Warries consents to the inclusion in the report of the matters based on his information in the form and context in which it appears.

## **Governance Arrangements and Internal Controls**

The Group has ensured that the ore reserves and mineral resources estimates quoted are subject to governance arrangements and internal controls. The mineral resource estimate is subject to an external peer review. The ore reserve estimate was produced by an external service provider and was subject to the provider's internal auditing system. The ore reserves and mineral resources estimates were signed off by competent persons independent of Iron Road.

Ore reserve and mineral resources have been reported as a combination of JORC 2012 and 2004 compliant estimations. The ore reserve estimate was reported to JORC 2012 standard and identified in the ASX release dated 26 February 2014. This release contains JORC Table 1 through 4 and details the assumptions and methodology for the mineral resource estimation and the parameters and assumptions used for the preparation of the ore reserve estimation. The ore reserve is wholly contained within the measured and indicated mineral resource categories.

The Boo-Loo/Dolphin resource upgrade was released to JORC 2012 standard on 27 February 2015. This release was peer reviewed and contained JORC Table 1, sections 1 and 3. The Murphy South/Rob Roy mineral resource estimate was reported compliant with the JORC 2004 standard and released on 28 May 2013. These releases contain the competent persons authorisations and qualifying notes. It is envisaged that the Murphy South/Rob Roy mineral resource estimate will be upgraded to JORC 2012 when a material change occurs.


## **Competent Persons Statement**

The information in this report that relates to Exploration Results is based on information compiled by Ms Heather Pearce, a Competent Person who is a member of the Australasian Institute of Mining and Metallurgy. Ms Pearce has sufficient experience that is relevant to the style of mineralisation and the type of deposits under consideration and to the activity being undertaken to qualify as a Competent Person as defined in the 2012 Edition of the "Australasian Code for Reporting of Exploration Results, Mineral Resources and Ore Reserves". Ms Pearce is an employee of Iron Road Limited and consents to the inclusion in the report of the matters based on the information in the form and context in which it appears.

The information in this report that relates to the Mineral Resources (Oxide and Transitional) estimated for the Murphy South - Boo-Loo/Dolphin prospect is based on and fairly represents information and supporting documentation compiled by Mr Iain MacFarlane, who is a Fellow of the Australasian Institute of Mining and Metallurgy. Mr MacFarlane was an employee of Coffey Mining Limited at the time when the resource estimate was compiled. Mr MacFarlane has sufficient experience relevant to the style of mineralisation and the type of deposits under consideration and to the activity which he is undertaking to qualify as a Competent Person as defined in the 2004 Edition of the "Australasian Code for Reporting of Exploration Results, Mineral Resources and Ore Reserves". Mr MacFarlane consents to the inclusion in the report of the matters based on his information in the form and context in which it appears.

The information in this report that relates to Mineral Resources (Fresh) estimated for the Boo-Loo/Dolphin prospect is based on and fairly represents information and supporting documentation compiled by Ms Heather Pearce, who is a member of the Australasian Institute of Mining and Metallurgy, and an employee of Iron Road Limited. This estimation was peer reviewed by Mr Alex Virisheff, who is a member of the Australasian Institute of Mining and Metallurgy and employed by AMC Consultants. Mr Virisheff has sufficient experience relevant to the style of mineralisation and the type of deposits under consideration and to the activity which he is undertaking to qualify as a Competent Person as defined in the 2012 Edition of the "Australasian Code for Reporting of Exploration Results, Mineral Resources and Ore Reserves". Mr Virisheff consents to the inclusion in the report of the matters based on the information in the form and context in which it appears.

The information in this report that relates to Resources estimated in 2013 for the Murphy South/Rob Roy (MSRR) prospect is based on and fairly represents information and supporting documentation compiled by Ms Heather Pearce, who is a member of the Australasian Institute of Mining and Metallurgy, and a full-time employee of Iron Road Limited. This estimation was peer reviewed by Dr Isobel Clark, who is a member of the Australasian Institute



of Mining and Metallurgy and who at the time was employed by Xstract Mining Consultants. Dr Clark has sufficient experience relevant to the style of mineralisation and the type of deposits under consideration and to the activity which she is undertaking to qualify as a Competent Person as defined in the 2004 Edition of the "Australasian Code for Reporting of Exploration Results, Mineral Resources and Ore Reserves". Dr Clark consents to the inclusion in the report of the matters based on the information in the form and context in which it appears.

The information in this report that relates to Mining Reserves estimated for Murphy South/Rob Roy is based on and fairly represents information and supporting documentation compiled by Mr Harry Warries, a Fellow of the Australasian Institute of Mining and Metallurgy, and an employee of Coffey Mining Limited. Mr Warries has sufficient experience relevant to the style of mineralisation and the type of deposits under consideration and to the activity which he is undertaking to qualify as a Competent Person as defined in the 2012 Edition of the "Australasian Code for Reporting of Exploration Results, Mineral Resources and Ore Reserves". Mr Warries consents to the inclusion in the report of the matters based on his information in the form and context in which it appears.

## Results of Operations

The Group incurred a loss for the half-year ended 31 December 2014 of \$2,319,985 (2013: \$2,433,645).

## Events after the Reporting Date

No matters or events have arisen since 31 December 2014 which have significantly affected, or may significantly affect, the operations of the Group, the results of the operations, or the state of affairs of the Group in future years.

## Auditor's Independence Declaration

A copy of the Auditor's independence declaration as required under section 307C of the *Corporations Act 2001* is set out on page 7.

This report is made in accordance with a resolution of directors and is signed on behalf of the directors by Andrew Stocks.




**Andrew Stocks**

Managing Director

Adelaide, South Australia

12 March 2015



# AUDITOR'S INDEPENDENCE DECLARATION



## Auditor's Independence Declaration

As lead auditor for the review of Iron Road Limited for the half-year ended 31 December 2014, I declare that to the best of my knowledge and belief, there have been:

- a) no contraventions of the auditor independence requirements of the *Corporations Act 2001* in relation to the review; and
- b) no contraventions of any applicable code of professional conduct in relation to the review.

This declaration is in respect of Iron Road Limited and the entities it controlled during the period.

A handwritten signature in blue ink, appearing to read 'Andrew Forman', is written over a faint, dotted signature line.

Andrew Forman  
Partner  
PricewaterhouseCoopers

Adelaide  
12 March 2015

---

**PricewaterhouseCoopers, ABN 52 780 433 757**  
Level 11, 70 Franklin Street, ADELAIDE SA 5000, GPO Box 418, ADELAIDE SA 5001  
T: +61 8 8218 7000, F: +61 8 8218 7999, [www.pwc.com.au](http://www.pwc.com.au)

Liability limited by a scheme approved under Professional Standards Legislation.

# CONSOLIDATED STATEMENT OF COMPREHENSIVE INCOME

For the half-year ended 31 December 2014

	Note	Half-Year	
		2014 \$	2013 \$
<b>Revenue from continuing operations</b>	2	<b>252,640</b>	774,315
<b>Expenses</b>			
Depreciation	5	(135,079)	(154,319)
Employee benefits expense		(978,029)	(1,041,585)
Impairment of exploration expenses		(4,415)	(446,884)
General expenses		(177,802)	(162,676)
Consulting fees		(577,392)	(259,199)
Travel and accommodation		(163,150)	(153,016)
Marketing		(185,784)	(162,437)
Rent		(212,721)	(231,195)
Administration costs		(138,253)	(123,322)
<b>Loss before income tax</b>		<b>(2,319,985)</b>	(1,960,318)
Income tax expense		-	(473,327)
<b>Loss for the period</b>		<b>(2,319,985)</b>	(2,433,645)
Other comprehensive loss for the period		-	-
<b>Total comprehensive income for the period attributable to owners of Iron Road Limited</b>		<b>(2,319,985)</b>	(2,433,645)
<b>Loss per share attributable to the ordinary equity holders of the company:</b>			
Basic loss per share (cents)	7	<b>( 0.40)</b>	( 0.45)
Diluted loss per share (cents)		<b>N/A</b>	N/A

The consolidated statement of comprehensive income should be read in conjunction with the accompanying notes.



# CONSOLIDATED STATEMENT OF FINANCIAL POSITION

As at 31 December 2014

	Note	31 December 2014 \$	30 June 2014 \$
<b>ASSETS</b>			
<b>Current assets</b>			
Cash and cash equivalents		7,264,157	9,965,260
Bank term deposits		4,272,408	11,372,408
Trade and other receivables		553,598	491,418
<b>Total current assets</b>		<b>12,090,163</b>	<b>21,829,086</b>
<b>Non-current assets</b>			
Property, plant and equipment	5	10,480,339	10,519,273
Exploration and evaluation expenditure	6	112,475,615	104,570,371
<b>Total non-current assets</b>		<b>122,955,954</b>	<b>115,089,644</b>
<b>Total assets</b>		<b>135,046,117</b>	<b>136,918,730</b>
<b>LIABILITIES</b>			
<b>Current liabilities</b>			
Trade and other payables		1,312,908	927,251
Provisions		367,418	263,900
<b>Total current liabilities</b>		<b>1,680,326</b>	<b>1,191,151</b>
<b>Non-current liabilities</b>			
Provisions		252,234	294,037
<b>Total liabilities</b>		<b>1,932,560</b>	<b>1,485,188</b>
<b>Net assets</b>		<b>133,113,557</b>	<b>135,433,542</b>
<b>EQUITY</b>			
Contributed equity	3	151,676,845	151,676,845
Reserves		4,758,009	4,758,009
Accumulated losses		(23,321,297)	(21,001,312)
<b>Total equity</b>		<b>133,113,557</b>	<b>135,433,542</b>

The consolidated statement of financial position should be read in conjunction with the accompanying notes.

# CONSOLIDATED STATEMENT OF CHANGES IN EQUITY

For the half-year ended 31 December 2014

	Note	Attributable to owners of Iron Road Limited			Total equity \$
		Contributed equity \$	Accumulated losses \$	Reserves \$	
<b>Balance at 1 July 2013</b>		100,106,954	(16,320,949)	4,745,896	88,531,901
Loss for the half-year		-	(2,433,645)	-	(2,433,645)
<b>Total comprehensive income for the half-year</b>		-	<b>(2,433,645)</b>	-	<b>(2,433,645)</b>
<b>Transactions with owners in their capacity as owners:</b>					
Contributions to equity net of transaction costs	3	51,569,891	-	-	51,569,891
Share based payments		-	-	12,113	12,113
		<b>51,569,891</b>	-	<b>12,113</b>	<b>51,582,004</b>
<b>Balance at 31 December 2013</b>		<b>151,676,845</b>	<b>(18,754,594)</b>	<b>4,758,009</b>	<b>137,680,260</b>
<b>Balance at 1 July 2014</b>		<b>151,676,845</b>	<b>(21,001,312)</b>	<b>4,758,009</b>	<b>135,433,542</b>
Loss for the half-year		-	(2,319,985)	-	(2,319,985)
<b>Total comprehensive income for the half-year</b>		-	<b>(2,319,985)</b>	-	<b>(2,319,985)</b>
<b>Transactions with owners in their capacity as owners</b>		-	-	-	-
<b>Balance at 31 December 2014</b>		<b>151,676,845</b>	<b>(23,321,297)</b>	<b>4,758,009</b>	<b>133,113,557</b>

The consolidated statement of changes in equity should be read in conjunction with the accompanying notes.

# CONSOLIDATED STATEMENT OF CASH FLOWS

For the half-year ended 31 December 2014

	Note	Half-Year	
		2014 \$	2013 \$
<b>Cash flows from operating activities</b>			
Research and development tax refund		-	1,172,268
Payments to suppliers and employees (inclusive of GST)		(2,623,941)	(2,772,634)
Interest received		251,260	681,696
<b>Net cash outflow from operating activities</b>		<b>(2,372,681)</b>	<b>(918,670)</b>
<b>Cash flows from investing activities</b>			
Payments for term deposits		(4,272,408)	(8,772,408)
Proceeds from term deposits		11,372,408	-
Payments for exploration and evaluation		(7,370,707)	(20,496,102)
Payments for property, plant and equipment		(57,715)	(1,535,693)
<b>Net cash outflow from investing activities</b>		<b>(328,422)</b>	<b>(30,804,203)</b>
<b>Cash flows from financing activities</b>			
Proceeds from issue of shares	3	-	52,374,322
Share issue transaction costs		-	(982,790)
<b>Net cash inflow from financing activities</b>		<b>-</b>	<b>51,391,532</b>
Net increase/(decrease) in cash and cash equivalents		(2,701,103)	19,668,659
Cash and cash equivalents at the beginning of the half-year		9,965,260	6,909,986
<b>Cash and cash equivalents at the end of the half-year</b>		<b>7,264,157</b>	<b>26,578,645</b>

The consolidated statement of cash flows should be read in conjunction with the accompanying notes.

# NOTES TO THE FINANCIAL STATEMENTS

## Note 1: Basis of Preparation of the Interim Financial Report

This condensed consolidated interim financial report for the half-year reporting period ended 31 December 2014 has been prepared in accordance with requirements of the *Corporations Act 2001* and Australian Accounting Standard AASB 134: *Interim Financial Reporting*.

This condensed consolidated interim financial report does not include all the notes of the type normally included in the annual financial report. Accordingly, this report is to be read in conjunction with the Annual Report for the year ended 30 June 2014 and any public announcements made by Iron Road Limited during the interim reporting period in accordance with the continuous disclosure requirements of the *Corporations Act 2001*.

The accounting policies adopted are consistent with those of the previous financial year and corresponding interim reporting period, except as set out below:

### **New and amended standards adopted by the Group.**

A number of new or amended standards became applicable for the current reporting period however, the adoption of these standards did not require the Group to make changes to its accounting policies or to make retrospective changes to its financial results. There will be some changes to the disclosures in the Annual Report for the year ending 30 June 2015 as a consequence of these amendments.

### **Impact of standards issued but not yet applied by the Group.**

AASB 9 *Financial Instruments* addresses the classification, measurement and derecognition of financial assets and financial liabilities. The standard is not applicable until 1 January 2018 but is available for early adoption. There is no expected material impact on the Groups accounting for financial instruments.

### **Going concern**

The interim financial report has been prepared on a going concern basis which contemplates continuity of normal business activities and the realisation of assets and the settlement of liabilities in the normal course of business. The group incurred a net loss of \$2,319,985 for the half year (2013: \$2,433,645) and although it had cash reserves as at 31 December 2014 of \$11,536,565, current forecasts indicate that additional funding will be required in the next financial year.

The directors are confident that this additional funding will be obtained from its shareholders when required to enable the Group to continue to meet its obligations as and when they fall due. Accordingly, the directors believe that the going concern assumption is appropriate.



# NOTES TO THE FINANCIAL STATEMENTS

## Note 2: Revenue

Interest income has decreased in line with a decrease in funds on deposit for the half-year period.

	Half-Year	
	2014 \$	2013 \$
Interest income	252,640	774,315
<b>Total revenue</b>	<b>252,640</b>	<b>774,315</b>

## Note 3: Contributed Equity

Movement in share capital

Date	Details	Number of shares issued*	Issue price \$	\$
<b>1 July 2013</b>	<b>Balance</b>	<b>290,968,452</b>		<b>100,106,954</b>
23 July 2013	Issue of ordinary shares	173,044,538	0.18	31,148,017
30 July 2013	Issue of ordinary shares	117,923,914	0.18	21,226,304
31 December 2013	Cost of capital raising	-	-	(1,277,757)
31 December 2013	Deferred tax expense recognised in equity	-	-	473,327
<b>30 June 2014</b>	<b>Balance</b>	<b>581,936,904</b>		<b>151,676,845</b>
<b>31 December 2014</b>	<b>Balance</b>	<b>581,936,904</b>		<b>151,676,845</b>

\*All shares have been issued and are fully paid

## Note 4: Segment Information

The Group does not currently have any customers and all assets and liabilities are located within Australia. The Group does not have any operating segments with discrete financial information.

The Board of directors review internal management reports are consistent with the information provided in the statement of comprehensive income, statement of financial position and statement of cash flows. As a result, no reconciliation is required because the information as presented is what is used by the Board to make strategic decisions.



# NOTES TO THE FINANCIAL STATEMENTS

## Note 5: Property, Plant and Equipment

During the period, modest improvements were made to the Adelaide office and computing equipment was upgraded as necessary.

	Land \$	Buildings & Improvements \$	Plant & Equipment \$	Computer Equipment \$	Office Equipment \$	Motor Vehicles \$	Total \$
<b>At 30 June 2014</b>							
Cost or fair value	8,978,418	998,428	317,565	571,517	120,098	64,839	11,050,865
Accumulated depreciation	-	(102,891)	(117,585)	(231,150)	(41,901)	(38,065)	(531,592)
<b>Net carrying value</b>	<b>8,978,418</b>	<b>895,537</b>	<b>199,980</b>	<b>340,367</b>	<b>78,197</b>	<b>26,774</b>	<b>10,519,273</b>
<b>Half- year ended 31 December 2014</b>							
Opening net book value	8,978,418	895,537	199,980	340,367	78,197	26,774	10,519,273
Additions	-	40,681	395	53,266	1,803	-	96,145
Depreciation charge	-	(28,878)	(18,580)	(74,501)	(7,018)	(6,102)	(135,079)
<b>Closing carrying value</b>	<b>8,978,418</b>	<b>907,340</b>	<b>181,795</b>	<b>319,132</b>	<b>72,982</b>	<b>20,672</b>	<b>10,480,339</b>
<b>At 31 December 2014</b>							
Cost or fair value	8,978,418	1,039,109	317,960	624,783	121,901	64,839	11,147,010
Accumulated depreciation	-	(131,769)	(136,165)	(305,651)	(48,919)	(44,167)	(666,671)
<b>Net carrying value</b>	<b>8,978,418</b>	<b>907,340</b>	<b>181,795</b>	<b>319,132</b>	<b>72,982</b>	<b>20,672</b>	<b>10,480,339</b>

## Note 6: Exploration and Evaluation Expenditure

	31 December 2014 \$	30 June 2014 \$
<b>Opening carrying value</b>	104,570,371	75,868,276
Additions during the period	7,909,659	29,168,934
Impairment of exploration expenses	(4,415)	(466,839)
<b>Closing carrying value</b>	<b>112,475,615</b>	<b>104,570,371</b>

The impairment for the six months ended 31 December 2014 relates to exploration and evaluation expenditure on the Gawler Iron Project and the granting of an exploration licence at Lock, which is impaired in accordance with the Groups accounting policy.

# NOTES TO THE FINANCIAL STATEMENTS

## Note 7: Loss per share

	Half-Year	
	31 December 2014 \$	31 December 2013 \$
Loss attributable to the members of the Group used to calculate basic loss per share	(2,319,985)	(2,433,645)
Weighted average number of shares used as the denominator to calculate basic loss per share	581,936,904	542,446,339
<b>Total basic loss per share attributable to the ordinary equity owners of the Group (cents)</b>	<b>(0.40)</b>	<b>(0.45)</b>

## Note 8: Related Parties – Transactions with The Sentient Group

The parent entity of the Group is Iron Road Limited and the ultimate parent entity and controlling party is The Sentient Group (incorporated in the Cayman Islands) which at 31 December 2014 owns 72.85% (30 June 2014 - 72.85%) of the issued ordinary shares of Iron Road Limited. Transactions with The Sentient Group are based on standard commercial terms and conditions.

The following transactions occurred with The Sentient Group:


	Half-Year	
	2014 \$	2013 \$
Reimbursement of travel related expenditure	65,716	32,282
Directors fees	27,250	27,250
Capital raising costs	-	1,047,486
Other reimbursements	110,002	16,667
	<b>202,968</b>	<b>1,123,685</b>

The following balances are outstanding at 31 December 2014 and are disclosed within trade and other payables in relation to transactions with The Sentient Group:

	31 December 2014 \$	30 June 2014 \$
Directors fees	13,625	13,625
	<b>13,625</b>	<b>13,625</b>

## Note 9: Contingencies

There are no material contingent liabilities or contingent assets of the Group at 31 December 2014.



# NOTES TO THE FINANCIAL STATEMENTS

## Note 10: Events after the Reporting Date

No matters or circumstances have arisen since the end of the half-year which have significantly affected or may significantly affect the operations or the state of affairs of the Group in the future financial years.

## Note 11: Dividends

There were no dividends provided for or paid during the half-year ended 31 December 2014.





## DIRECTORS' DECLARATION

In the directors' opinion:

- a) the financial statements and notes set out on pages 8 to 16 are in accordance with the *Corporations Act 2001*, including:
  - i.) complying with the *Corporations Regulations 2001* and *Australian Accounting Standard AASB 134 Interim Financial Reporting* and other mandatory professional reporting requirements; and
  - ii.) giving a true and fair view of the Group's financial position as at 31 December 2014 and of its performance for the half-year ended on that date; and
- b) there are reasonable grounds to believe that Iron Road Limited will be able to pay its debts as and when they become due and payable.

This declaration is made in accordance with a resolution of the directors.



**Andrew Stocks**

Managing Director

Adelaide, South Australia

12 March 2015

# INDEPENDENT AUDITORS' REVIEW REPORT TO THE MEMBERS OF IRON ROAD LIMITED



## **Independent auditor's review report to the members of Iron Road Limited**

### ***Report on the Half-Year Financial Report***

We have reviewed the accompanying half-year financial report of Iron Road Limited (the Company), which comprises the consolidated statement of financial position as at 31 December 2014, the consolidated statement of comprehensive income, consolidated statement of changes in equity and consolidated statement of cash flows for the half-year ended on that date, selected explanatory notes and the directors' declaration for Iron Road Limited (the consolidated entity). The consolidated entity comprises the company and the entities it controlled during that half-year.

### ***Directors' responsibility for the half-year financial report***

The directors of the company are responsible for the preparation of the half-year financial report that gives a true and fair view in accordance with Australian Accounting Standards (including the Australian Accounting Interpretations) and the *Corporations Act 2001* and for such internal control as the directors determine is necessary to enable the preparation of the half-year financial report that is free from material misstatement whether due to fraud or error.

### ***Auditor's responsibility***

Our responsibility is to express a conclusion on the half-year financial report based on our review. We conducted our review in accordance with Australian Auditing Standard on Review Engagements ASRE 2410 *Review of a Financial Report Performed by the Independent Auditor of the Entity*, in order to state whether, on the basis of the procedures described, we have become aware of any matter that makes us believe that the financial report is not in accordance with the *Corporations Act 2001* including: giving a true and fair view of the consolidated entity's financial position as at 31 December 2014 and its performance for the half-year ended on that date; and complying with Accounting Standard AASB 134 *Interim Financial Reporting* and the *Corporations Regulations 2001*. As the auditor of Iron Road Limited, ASRE 2410 requires that we comply with the ethical requirements relevant to the audit of the annual financial report.

A review of a half-year financial report consists of making enquiries, primarily of persons responsible for financial and accounting matters, and applying analytical and other review procedures. A review is substantially less in scope than an audit conducted in accordance with Australian Auditing Standards and consequently does not enable us to obtain assurance that we would become aware of all significant matters that might be identified in an audit. Accordingly, we do not express an audit opinion.

### ***Independence***

In conducting our review, we have complied with the independence requirements of the *Corporations Act 2001*.

---

**PricewaterhouseCoopers, ABN 52 780 433 757**  
Level 11, 70 Franklin Street, ADELAIDE SA 5000, GPO Box 418, ADELAIDE SA 5001  
T: +61 8 8218 7000, F: +61 8 8218 7999, [www.pwc.com.au](http://www.pwc.com.au)

Liability limited by a scheme approved under Professional Standards Legislation.



*Conclusion*

Based on our review, which is not an audit, we have not become aware of any matter that makes us believe that the half-year financial report of Iron Road Limited is not in accordance with the *Corporations Act 2001* including:

- a) giving a true and fair view of the consolidated entity's financial position as at 31 December 2014 and of its performance for the half-year ended on that date;
- b) complying with Accounting Standard AASB 134 *Interim Financial Reporting* and the *Corporations Regulations 2001*.

  
PricewaterhouseCoopers



Andrew Forman  
Partner

Adelaide  
12 March 2015